



District Report Card: 2017


State: Arunachal Pradesh	District: Upper Siang
Class: 3	Subject: Language
Schools: 34	Students: 307


Participation/Coverage


Students

 GENDER	Boys		Girls	
	Number	%	Number	%
	154	50.16	153	49.84

 AREA	Rural		Urban	
	Number	%	Number	%
	215	70.03	92	29.97

 CATEGORY	SC		ST		OBC		GEN	
	Number	%	Number	%	Number	%	Number	%
	8	2.61	253	82.41	17	5.54	29	9.45

 CWSN	LD	VI	HI	S&LD	ID	Oth
	3	1	0	1	11	1

 Management	Government		Government-aided	
	Number	%	Number	%
	278	90.55	29	9.45

Average Performance of Students in Language (%)

Overall	Gender		Area		Management		Social Group			
	Male	Female	Rural	Urban	Govt.	Aided	SC	ST	OBC	GEN
40.67	38.01	43.36	38.08	46.74	39.23	54.48	44.17	38.66	46.27	54.02

Performance on Learning Outcomes (LOs)

Learning Outcomes	Description	Average Performance(%)
L304	Reads small texts with comprehension i.e., identifies main ideas, details, sequence and draws conclusions	43.39
L312	Reads printed scripts on the classroom walls: poems, posters, charts etc.	35.24

Range of Performance of Students who Answered Correctly							
Below 30%		30% - 50%		50% - 75%		Above 75%	
Number	%	Number	%	Number	%	Number	%
122	39.74	94	30.62	56	18.24	35	11.40

Lowest Performing Learning Outcomes (LOs)

- 1 - Reads printed scripts on the classroom walls: poems, posters, charts etc. (35.24)
- 2 - Reads small texts with comprehension i.e., identifies main ideas, details, sequence and draws conclusions (43.39)